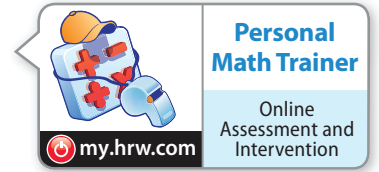


1.2 Independent Practice

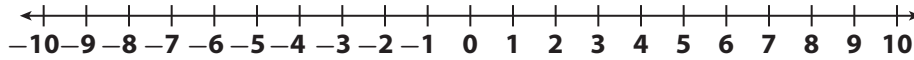
COMMON CORE 6.NS.7, 6.NS.7a, 6.NS.7b



- 15. Multiple Representations** A hockey league tracks the plus-minus records for each player. A plus-minus record is the difference in even strength goals for and against the team when a player is on the ice. The following table lists the plus-minus values for several hockey players.

Player	A. Jones	B. Sutter	E. Simpson	L. Mays	R. Tomas	S. Klatt
Plus-minus	-8	4	9	-3	-4	3

- a. Graph the values on the number line.



- b. Which player has the best plus-minus record? _____

Astronomy The table lists the average surface temperature of some planets. Write an inequality to compare the temperatures of each pair of planets.

16. Uranus and Jupiter _____

17. Mercury and Mars _____

18. Arrange the planets in order of average surface temperature from greatest to least. _____

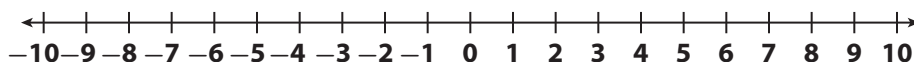
Planet	Average Surface Temperature (°C)
Mercury	167
Uranus	-197
Neptune	-200
Earth	15
Mars	-65
Jupiter	-110

- 19. Represent Real-World Problems** For a stock market project, five students each invested pretend money in one stock. They tracked gains and losses in the value of that stock for one week. In the following table, a gain is represented by a positive number and a loss is represented by a negative number.

Students	Andre	Bria	Carla	Daniel	Ethan
Gains and Losses (\$)	7	-2	-5	2	4

Graph the students' results on the number line. Then list them in order from least to greatest.

- a. Graph the values on the number line.



- b. The results listed from least to greatest are _____.